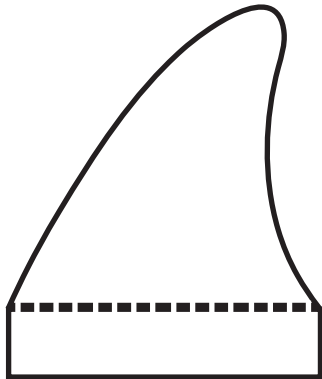


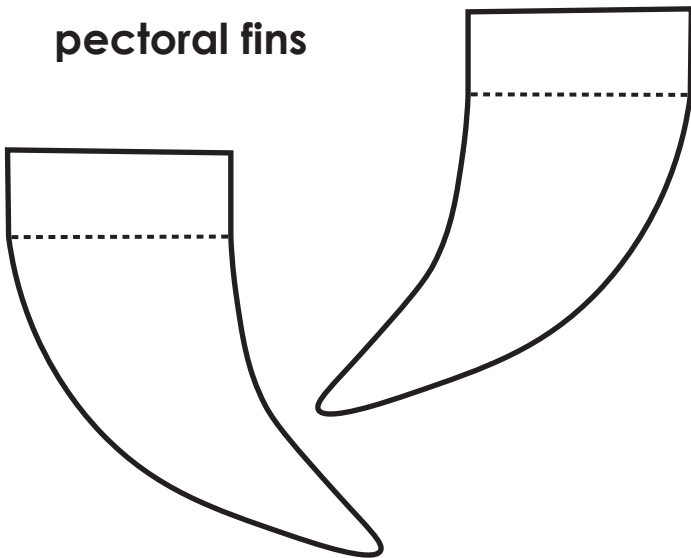
# Baby Shark Kazoo Template

This handout was designed to accompany our Baby Shark Kazoo & Song video. Follow the instructions and use the fin templates and teeth templates to create your own shark kazoo to sing to the Baby Shark song!

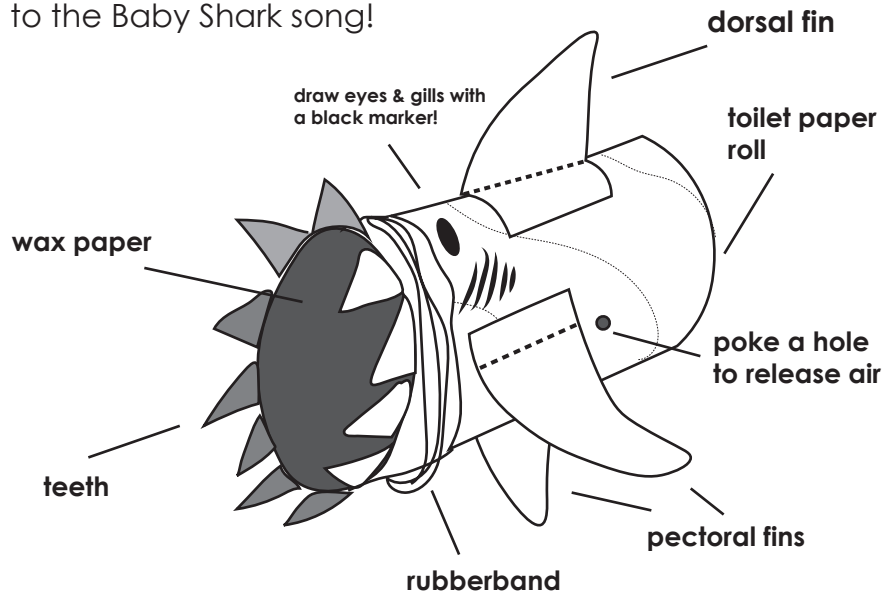

**dorsal fin**



**pectoral fins**



**teeth**



Supplies: toilet paper roll, wax paper, rubberband, scissors, black marker, paint, tape/paste

1. Cut out fin and teeth templates
2. Trace fins onto paperboard and cut out/paint or use as is
3. Fold the fin templates along the dotted lines and tape/paste the dorsal fin to the top of your roll and the pectoral fins to the sides; poke hole into your roll; rubberband wax paper over mouth hole
4. Tape the teeth into a circle over the rubberband on your roll
5. Your baby shark kazoo is complete!